
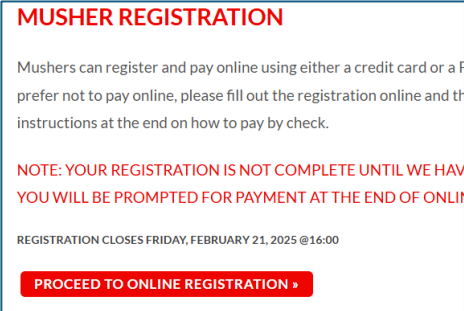
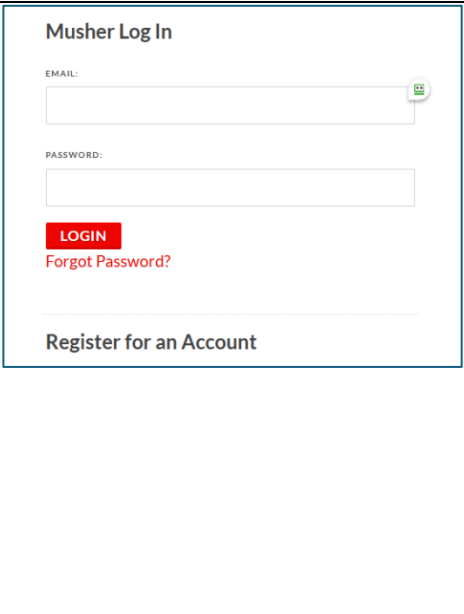
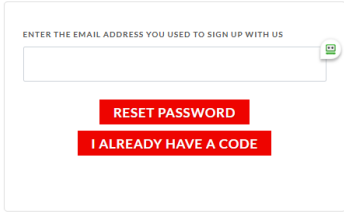
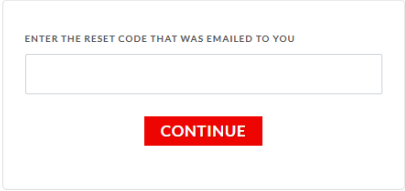
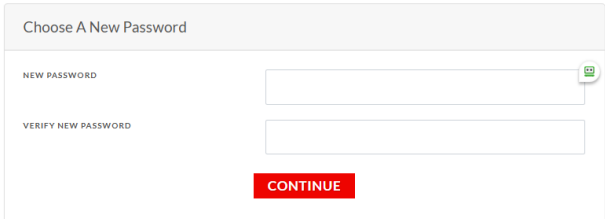
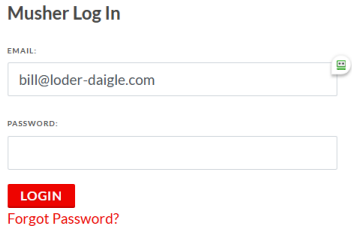


Can Am Crown Registration Tutorial

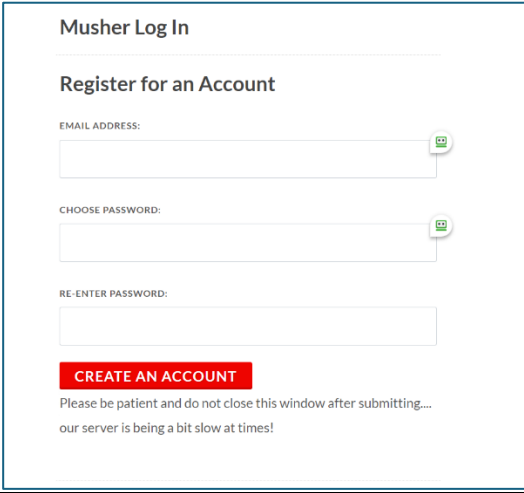
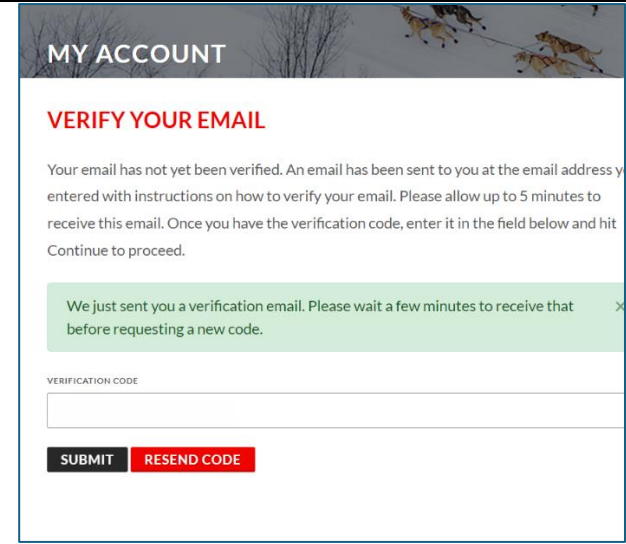
You must have a Musher Account to submit a Registration Application. Once you have a Musher Account you can submit a registration application for yourself or create additional applications for your family or associates. Submitted applications can be modified, but only by the Musher who originally submitted the application.

STEP	SCREEN DISPLAY	INSTRUCTIONS
1	Start	
1.1		<p>On the Can-Am-Crown.net home page, select “Rules and Registration” from the “For Musers” drop down menu. Screen 1.2 will be displayed.</p>
1.2		<p>Click on “Proceed to Online Registration”. Screen 1.3 will be displayed.</p>
1.3		<p>If you have an existing Musher Account and password, enter them and press the LOGIN button. Go to Step 4, Create/Edit a Registration.</p> <p>If you have a Musher Account but do not remember your password, click on the “Forgot Password” link. Go to Step 2, Reset Password.</p> <p>If you do not have a Musher Account, click on “Register for an Account”. Go to Step 3, Register New Account.</p>

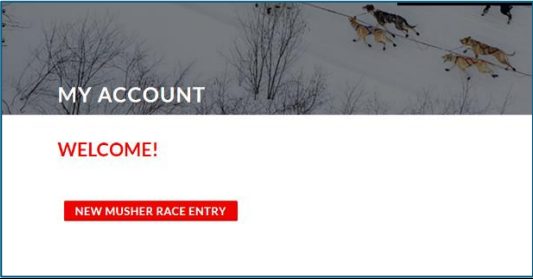
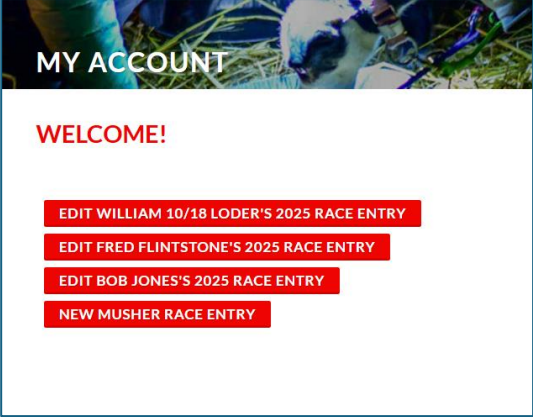
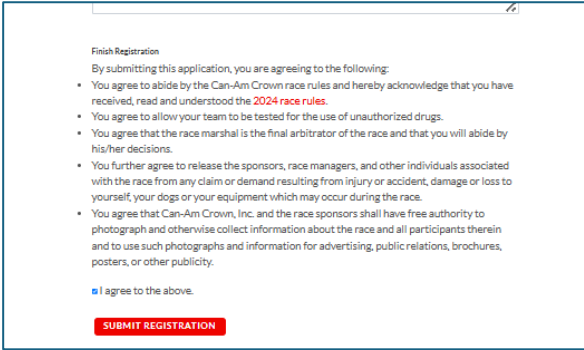
Can Am Crown Registration Tutorial

<p>2</p>	<p>Reset Password</p>	
<p>2.1</p>	<p>Retrieve Password</p> <p>While we are unable to send you your existing password, we can help you reset it. To proceed, simply enter your email address below; an email will be sent to that address with instructions.</p> 	<p>This screen is displayed after you click on Forgot Password. Enter the email address you used to create your account and press the RESET PASSWORD button. Screen 2.2 will be displayed.</p>
<p>2.2</p>	<p>Retrieve Password</p> 	<p>Wait a few minutes, then check to see if you received an email with the Reset Code. Enter the Reset Code and press CONTINUE. Screen 2.3 will be displayed.</p>
<p>2.3</p>	<p>Reset Password</p> <p>Choose a new password below. Your password should be a minimum of 8 characters and include at least 1 number and 1 capital letter.</p> 	<p>Create a new password and enter it in both fields, then press CONTINUE. Screen 2.4 will be displayed.</p>
<p>2.4</p>	<p>ENTER THE RACE</p> <p>If you've registered for an account previously, log in below to edit your information and/or sign up for a race. If you have not registered for an account you will need to do so before beginning the registration process by clicking on 'Register for an Account below'.</p> <p>Creating an account allows you to enter in upcoming years without needing to add in all your information again; it also allows you to modify your information after you register.</p> <p>Musher Log In</p> 	<p>Enter your email address and the new password you just created, then press LOGIN. Go to step 4.</p>

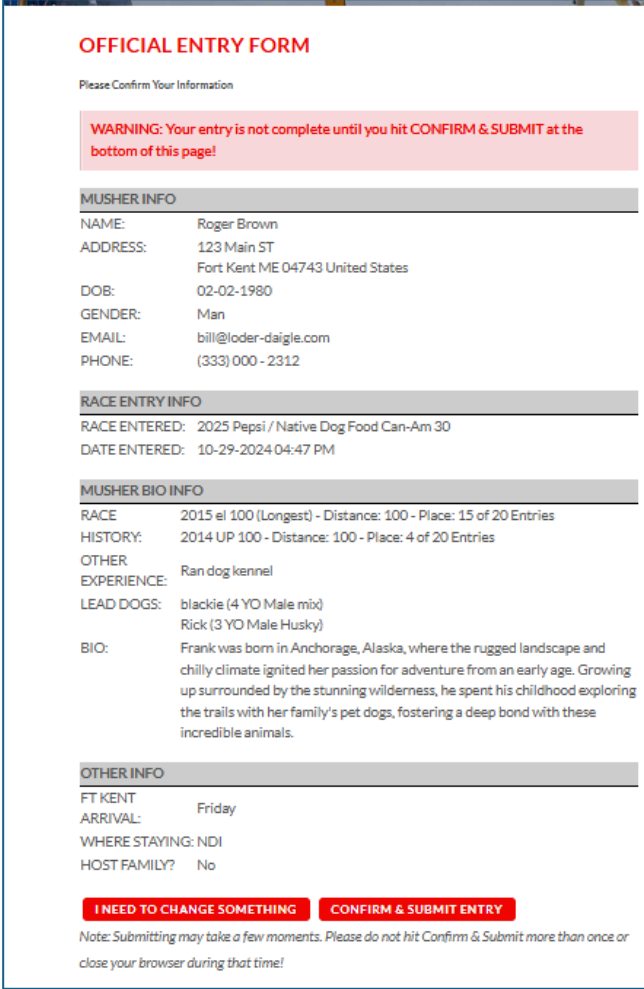
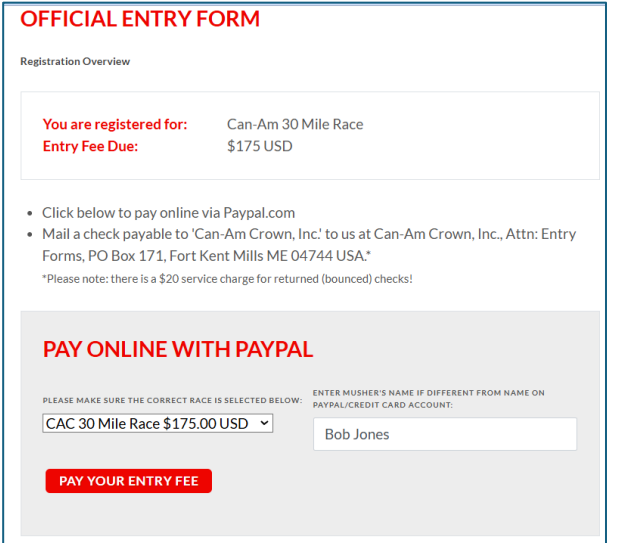
Can Am Crown Registration Tutorial

3	Register for a new Account	
3.1		Enter the email address and the password you want to use for your new account. Then press CREATE ACCOUNT . Screen 3.2 will be displayed.
3.2		Wait a few minutes, then check to see if you have an email with the Verification Code. Enter the Verification Code and press SUBMIT . Go to step 4.

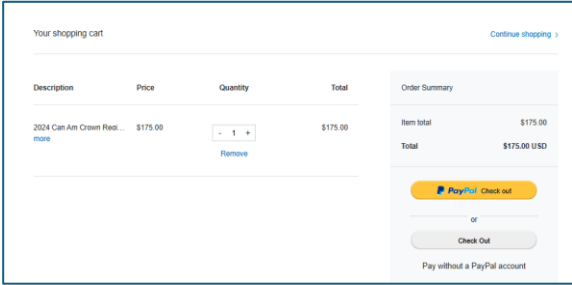

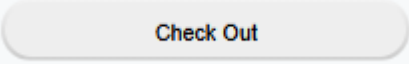
Can Am Crown Registration Tutorial

<p>4</p>	<p>Create or Edit A Registration Application</p>	
<p>4.1</p>		<p>If you just created a new Account this screen will be displayed. Click on NEW MUSHER RACE ENTRY to enter a musher registration. Go to Step 5.</p>
<p>4.2</p>		<p>If you have an existing account, you will see a list of existing registrations you created.</p> <p>You may click on one of these to edit a previously entered registration.</p> <p>Or, click on NEW MUSHER RACE ENTRY to create a new registration.</p> <p>Go to Step 5.</p>
<p>5</p>	<p>Enter the Registration Information and Submit</p>	
<p>5.1</p>	<p>Page through the registration form and complete all the entry fields.</p> <ul style="list-style-type: none"> • Driver/Musher Information • Team Owner Information • Race Experience • Musher Profile • Additional Information • Host Family Request 	
<p>5.2</p>		<p>At the end of the form, be sure to check the “I agree to the above” box and click the “SUBMIT REGISTRATION” button. Then wait for screen 5.3.</p> <p>NOTE: Your registration will not be saved until you press the “CONFIRM & SUBMIT ENTRY” button on screen 5.3.</p>

Can Am Crown Registration Tutorial

5.3		<p>Confirm that the information is correct and complete.</p> <p>If the information is correct, press the “CONFIRM & SUBMIT ENTRY” button. Screen 5.4 will be displayed</p> <p>If you need to make changes, press the “I NEED TO CHANGE SOMETHING” button.’ This will return you to step 5.1 to make changes.</p>
5.4		<p>Verify that the correct race (30, 100, 250) has been selected and that the actual musher’s name is shown in the Mushers Name field. Click on “PAY YOUR ENTRY FEE” button. Screen 6.1 will be displayed</p>

Can Am Crown Registration Tutorial

6	Payment													
6.1	 <p>Your shopping cart</p> <table border="1"><thead><tr><th>Description</th><th>Price</th><th>Quantity</th><th>Total</th></tr></thead><tbody><tr><td>2024 Can Am Crown Regal... more</td><td>\$175.00</td><td>- 1 + Remove</td><td>\$175.00</td></tr></tbody></table> <p>Order Summary</p> <table border="1"><tbody><tr><td>Item total</td><td>\$175.00</td></tr><tr><td>Total</td><td>\$175.00 USD</td></tr></tbody></table> <p>PayPal Check out</p> <p>or</p> <p>Check Out</p> <p>Pay without a PayPal account</p>	Description	Price	Quantity	Total	2024 Can Am Crown Regal... more	\$175.00	- 1 + Remove	\$175.00	Item total	\$175.00	Total	\$175.00 USD	<p>Confirm that the correct race and amount are displayed.</p> <p><u>To pay with your PayPal account, click on</u></p>  <p><u>To pay with a Credit or Debit card, click on</u></p>  <p>PayPal will then prompt you for the appropriate payment account information.</p>
Description	Price	Quantity	Total											
2024 Can Am Crown Regal... more	\$175.00	- 1 + Remove	\$175.00											
Item total	\$175.00													
Total	\$175.00 USD													